

IMPACT REPORT

A YEAR OF HOPE IN OUR *community*
2024 - 2025



35.6k GUESTS SERVED

+8.3K GUESTS

ANNUAL GROWTH OVER 3 YEARS

+5.7k

2022-2023

+1.2k

2023-2024

+1.4k

2024-2025

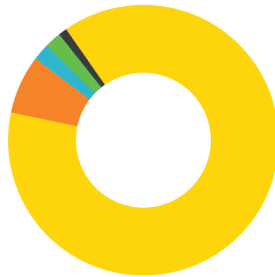
88% Folsom

7% El Dorado Hills

2% Granite Bay

2% Unhoused


1% Other



55% ADULTS

29% SENIORS

16% CHILDREN



67% FEMALE

33% MALE

ETHNICITY

6%

OTHER

6%

BLACK

9%

ASIAN

12%

HISPANIC

67%

WHITE



CONTINUING OUR
MISSION

SHARING GOD'S *love* BY MOBILIZING
THE *community* TO PROVIDE FOOD AND
SUPPORT TO *hungry* FAMILIES.

AT A GLANCE

630,591 MEALS
ON SITE DISTRIBUTION

23,218 MEALS
PANTRY OUTREACH
PROGRAM

21,720 MEALS
PANTRY ON WHEELS

15,781 MEALS
ANGELS ON WHEELS



5,902

POUNDS OF ORGANIC
PRODUCE HARVESTED



11,814
LBS OF SPOilage
COMPOSTED

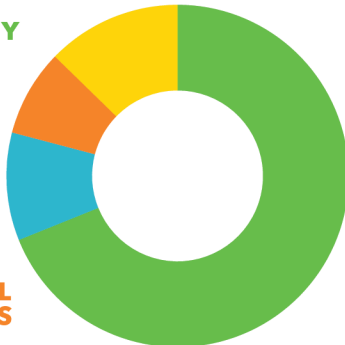
FOOD SOURCES

69% GROCERY
STORES

11% FOOD
DRIVES

8% TEFAP

6% INDIVIDUAL
DONATIONS



15,944

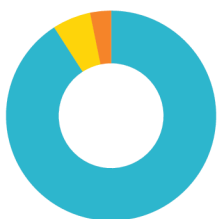
VOLUNTEER HOURS



579,091
TOTAL POUNDS DISTRIBUTED

FINANCIALS

ANNUAL EXPENSES



91% PROGRAMS
& SERVICES

6% MANAGEMENT

3% FUNDRAISING

ANNUAL INCOME



67% IN-KIND

19% DONORS

13% FUNDRAISERS

1% GRANTS